

A woman with her eyes closed is sitting in a lotus position on a light-colored carpet. She is wearing a grey tank top and dark leggings. A warm red glow emanates from her, indicating she is receiving light therapy. To her right stands a tall, grey, rectangular device with a grid of red light-emitting diodes. The device has a control panel on the right side with a digital display showing '15:00'. The background is a blurred indoor setting with a sofa and a window.

Installation & Operating Instructions

Shine 5



Radiant Health

Shine 5 Personal Red Light



Wavelengths	630nm, 660nm, 810nm, 830nm, 850nm
Amps @110v	0.88A
Dimensions	10.6" x 9" x 2.6"
Power Consumption	101W
LEDs	60 x 5W
Beam Angle	30 Degree
Timer	1-30 minutes adjustable
Pulse	0-40 Hertz adjustable(only for NiR LEDs)
Dimmable	0%-100%
Cooling Fans	1
Weight	8.4 lbs / 3.8 kg
LED Lifespan	50,000hrs
Warranty	3 Years
Max Area	28" x 24"
App	RLT System

Shine 5 Personal Irradiance

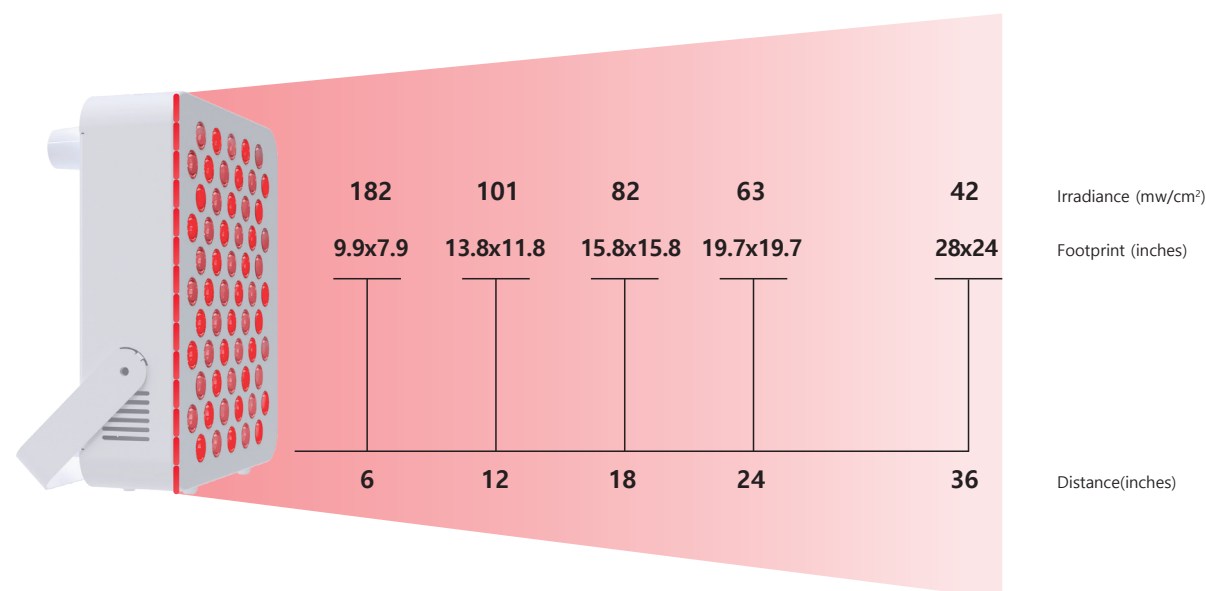
Irradiance is the strength of light that reaches your skin.

The higher it is, the more energy your body absorbs, and the shorter your sessions can be.


Radiant Health devices are calibrated for the ideal balance of power and safety.

For best results, sit 6-24 inches from your Shine 5 Personal red-light panel and enjoy 20-minute sessions several times per week.

Consistency is key to unlocking lasting benefits.



Shine 5 Core Red Light



Wavelengths	630nm, 660nm, 810nm, 830nm, 850nm
Amps @110v	4.43A
Dimensions	35.8" x 11.8" x 2.6"
Power Consumption	489W
LEDs	300 x 5W
Beam Angle	30 Degree
Timer	1-30 minutes adjustable
Pulse	0-40 Hertz adjustable(only for NiR LEDs)
Dimmable	0%-100%
Cooling Fans	4
Weight	23.8 lbs / 10.8 kg
LED Lifespan	50,000hrs
Warranty	3 Years
Max Area	47" x 24"
App	RLT System

Shine 5 Core Irradiance

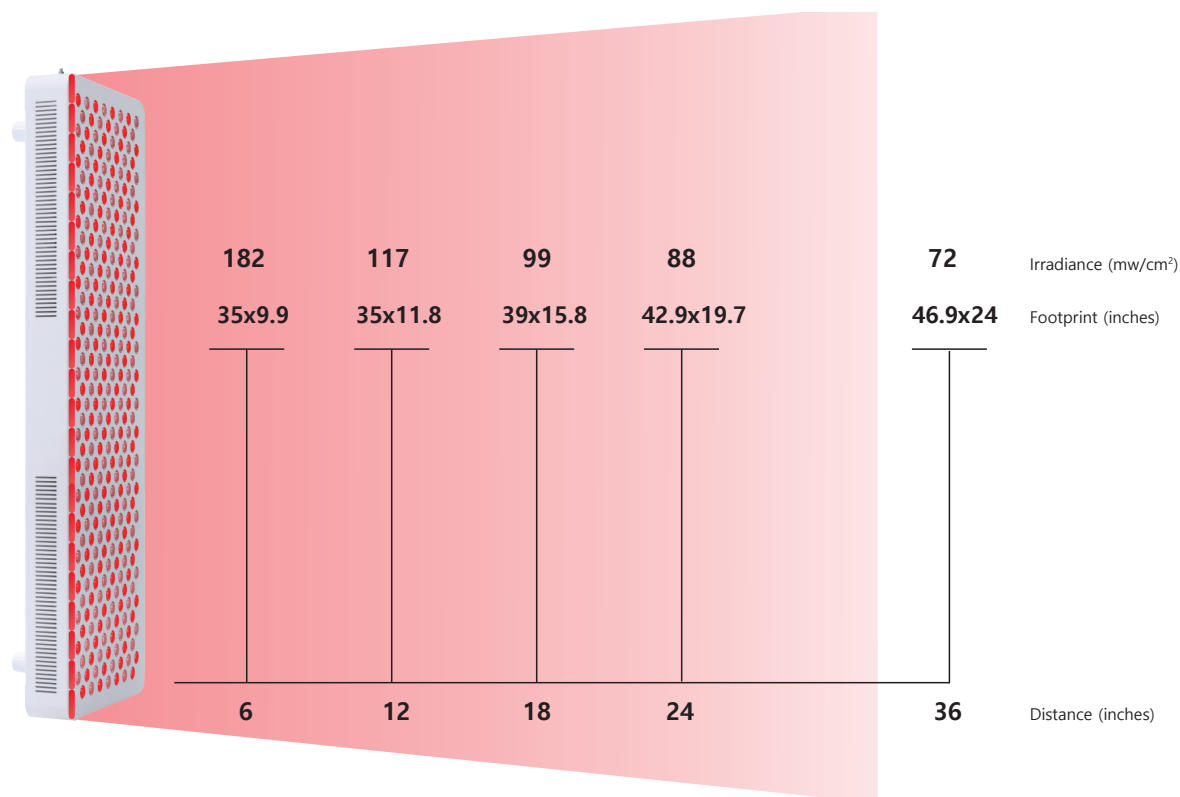
Irradiance is the strength of light that reaches your skin.

The higher it is, the more energy your body absorbs, and the shorter your sessions can be.

Radiant Health devices are calibrated for the ideal balance of power and safety.

For best results, sit 6-24 inches from your Shine 5 Core red-light panel and enjoy 20-minute sessions several times per week.

Consistency is key to unlocking lasting benefits.



Shine 5 Personal Accessories



Light Panel



Eye Protection
(Optional)



Handle



Remote Control




Power Cord



Extension Cord

Shine 5 Core Accessories



Light Panel



Remote Control



Eye Protection
(Optional)



Power Cord



Extension Cord



Floor stand

Operating your Shine 5 Red Light Panel



Radiant Health

Welcome to your Radiant Health Light Panel

RED LIGHT



Smart



Custom




Group

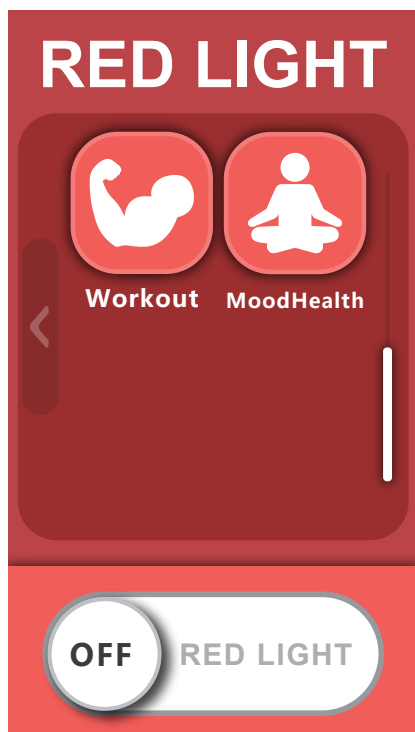
OFF


RED LIGHT

1. Press the **Smart** button to select Joint Care, Face & Eyes, Sleep, Skin, Workout, or Mood Health mode.
2. Press the **Custom** button to choose Dimming, Timer, or Pulse.
3. Press the **Group** button to select Group 1, Group 2, or Group 3. (if you have more than one panel)
4. Toggle the switch **OFF/ON** to turn the light off/on



Press the Smart button, scroll up or down to view all smart modes, press to select one.






Press the Sleep button, it turns yellow to show it's selected. Press OFF to start.



The time is displayed during operation. To turn off the light, press the ON button, and it will turn gray.



When Paused the light will remain off.



Once the timer runs out in smart mode, the light will turn off.

RED LIGHT



Smart



Custom



Group

OFF

RED LIGHT

Press the Custom button, it turns yellow and enters the Custom mode.

RED LIGHT



Dimming



Timer

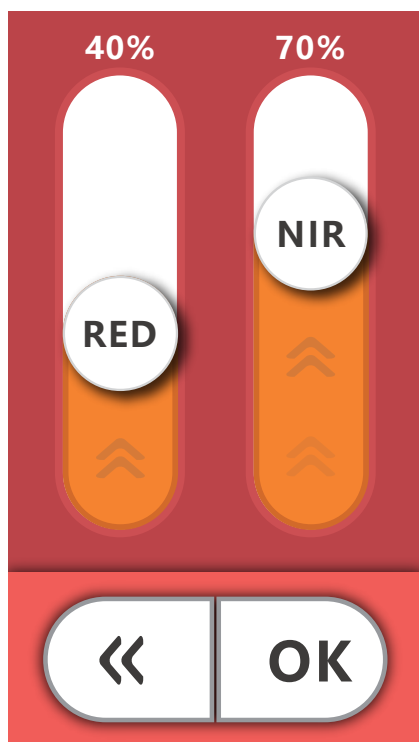


Pulse

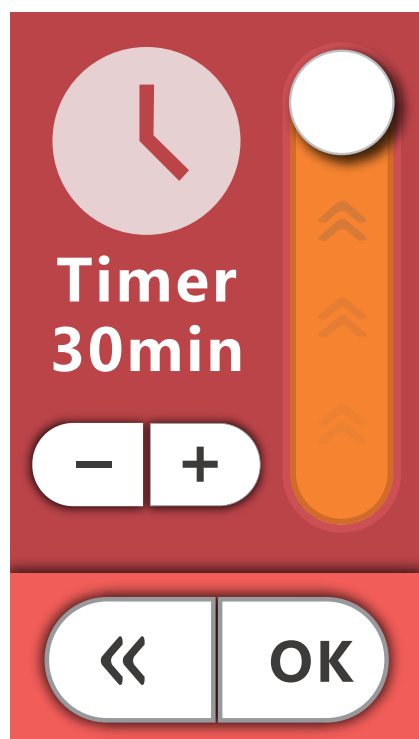
OFF

RED LIGHT

Press the Dimming button to adjust the intensity.



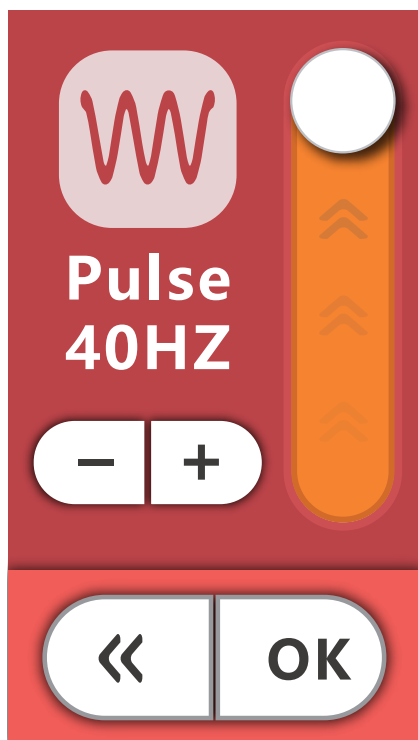
Slide RED or NIR to adjust the light intensity. The light changes as you slide, and the number above increases or decreases from 0% to 100%. After setting the value, press OK to return to the custom interface.



In the custom mode interface, press the Timer button to enter this screen.

From the Timer interface, set your desired time using the + and - buttons or by sliding the screen. Press OK to save this time, this time will stay in memory and the light will default to this when started.

After setting the value, press OK to return to the custom interface.



In the custom mode interface, press the **Pulse** button to enter this screen.

You can adjust the Pulse from 0% HZ to 40% HZ by either swiping the screen or pressing the "-" or "+" buttons for precise control.

After setting the value, press OK to return to the custom interface.



After setting the program, press OFF, the light will turn on and run.

RED LIGHT



RED LIGHT Pause

When Paused the light will remain off.

RED LIGHT



RED LIGHT ON

Once the timer runs out in Custom mode, the light will turn off.

RED LIGHT



Smart



Custom



Group

OFF

RED LIGHT

If you own multiple light panels, they can be grouped into an array. Up to 3 arrays can be separately controlled.

RED LIGHT



Group 1



Group 2



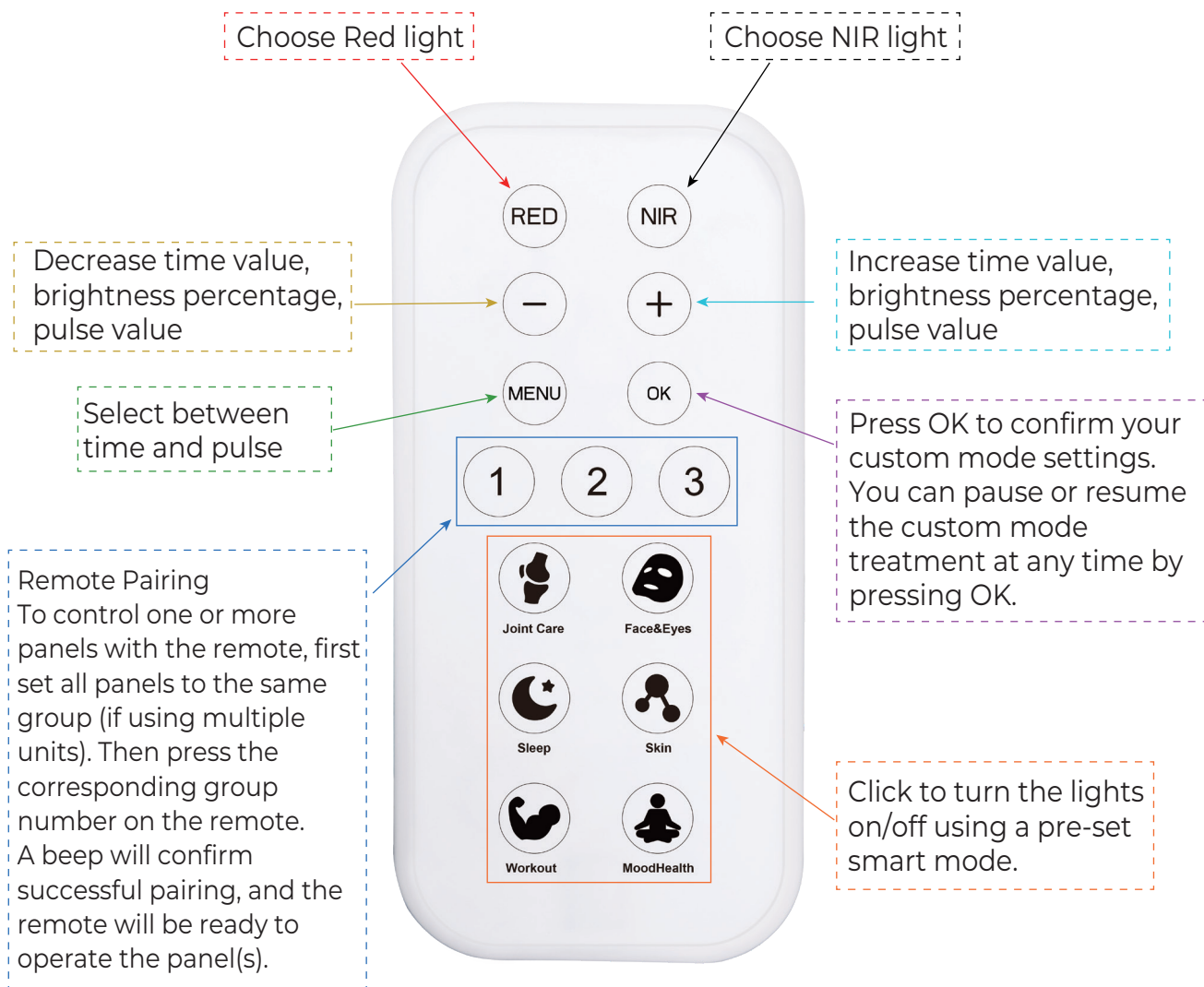
Group 3

OFF

RED LIGHT

From this screen, you can assign the light to a specific group for remote control. By default, Group 1 is selected. Change this only if you have multiple arrays in the same room that need separate control.

Remote Control User's Guide



Note:

The screen will turn off 2 minutes after a touch, and 30 seconds after using the remote.


A reminder beep will sound when half of the runtime in any mode has passed.



THE REMOTE MUST BE PAIRED WITH THE LIGHT BEFORE USE.

Shine 5 RLT System App Download

Get the RLT System app by searching in the App Store or Google Play, or simply scan the QR codes below.



Precautions for Safe Use

Please read and follow these precautions carefully before using the device.

- Do not use this device in a sauna.
- Read the full user manual before your first use.
- If you have a skin condition or allergies, use the device with caution.
- Children and individuals with disabilities should only use the device under the supervision of a guardian or medical professional.
- Do not use the device if you are prone to bleeding or suffer from acute inflammation, high fever, active tuberculosis, or other serious health conditions.
- Always keep a safe distance between your skin and the light.
- Follow the recommended treatment times in the manual.
- When using the device near the head, consider wearing eye protection.
- The device is not waterproof. Do not immerse it in water, wash it with liquids, or clean it with a wet cloth.
- If the device comes into contact with water or any liquid, stop using it immediately.
- Do not pull on the power cord while the device is operating.
- Do not use the device at the same time as other heating equipment.
- Do not attempt to modify, open, or repair the device yourself.
- Do not use or store the device in temperatures above 45°C (113 F).
- Store the device in a cool, dry place away from direct sunlight.
- Maintain at least 12 cm (4.5") between your skin and the light surface to avoid burns.
- If you experience any discomfort or notice anything unusual while using the device, stop immediately and contact customer support.

Operating Environment

Operating your Shine 5 outside these ranges may affect performance:

- Temperature: -4°F to 140°F (-20°C to +60°C)
- Atmospheric Pressure: 101.325 kPa
- Storage Temperature: 8.6°F to 104°F (-13°C to +40°C)
- Relative humidity: 30% - 65%

Warranty Card

Contact Information

Product

Comments

Warranty

1. Our products are warranted against defects in materials and workmanship for a period of THREE (3) YEAR from the purchase date.
2. Free replacements are warranted for a period of SIX (6) MONTHS.
3. Warranty does not cover the following damage(s): product been modified, improper installation or use, improper cleaning, electrical surges, or caused by natural environmental factors damage.
4. The warranty does not cover any loss or damage, whether direct or indirect, suffered by third parties.

Cleaning

1. Unplug fixture before cleaning.
2. Do not use cleaning sprays. Wipe with a dry or lightly damp cloth to clean.



Intertek

5015127

Certified:



Health
Canada

